

PSSu E S RS232-T

314515




PSSu, electronic module, standard, serial interface, RS232, 1 input, 2 communication channels, 64 Bit, full duplex mode, 7 transmission rates, configurable, 0.6 - 19.2 kBit/s, hardware handshake CTS/RTS, potential isolation, cable length 15 m, for increased environmental requirements.



Technical details

Environment	
REACH compliance:	contains min. 1 SVHC-substance
WEEE classification (08/2018):	5 devices (feed size < 50cm)
Commercial data	
ECLASS version:	ECLASS-9.1
ECLASS Reference Feature:	27242605
ETIM Version:	ETIM-7.0
ETIM Reference Group:	EG000024

Obligatory accessories

	314611	PSSu BP-C 1/8 C-T
	314600	PSSu BP 1/8 S-T
	314601	PSSu BP 1/8 C-T



314618

PSSu BP 1/12 S-T

314619

PSSu BP 1/12 C-T



314620

PSSu BP-C 1/12 S-T



314621

PSSu BP-C 1/12 C-T



314610

PSSu BP-C 1/8 S-T

Optional accessories



312900

PSSu A ET (10 pcs.)



312901

PSSu A ETM (2 pcs.)



314902

PSSu A EC-T



312967

PSSu A LA0.1 (10 x 108 pcs.)



312958

PSSu A LA0 (10 x 108 pcs.)



312949

PSSu A ET PE (10 pcs.)